



SOFTWARE-GUILD

The Software Guild's

Outcomes

SEPTEMBER 2019

The Software Guild is proud to be a founding member of the Council on Integrity in Results Reporting. We want our future apprentices to have accurate data around job placement and outcomes so that they can make well-informed decisions when choosing a program. This should be the expectation from the members of the coding bootcamp industry moving forward, and we look forward to the growing membership of CIRR.

	LOUISVILLE, KY	MINNEAPOLIS, MN
Graduation Rate	72.7%	74.6%
Job Placement	88.9%	84.1%
Median Salary	\$44,340	\$65,000



**COUNCIL
ON INTEGRITY
IN RESULTS
REPORTING**
STUDENTS FIRST

LOUISVILLE, KY

2018 Outcomes Data

Reporting Period 7/1/2018 to 12/31/2018

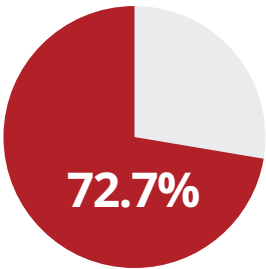
Graduates Included in Report 18

Published Program Length 84 days

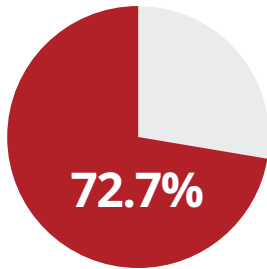
- Graduation Requirements include:
- Consecutive completion of all published course modules
 - Adherence to the school attendance policy

What are the graduation rates?

Within **100%** of published program length (the “**on-time**” graduation rate)



Within **150%** of published program length

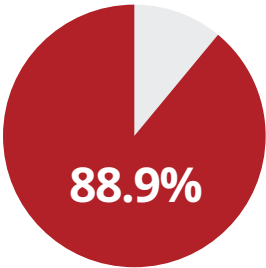


LOUISVILLE, KY

Employment Outcomes

What are the employment results for graduates?

Employed
**full-time in
paid, in-field
positions**
(at 180 days)



	At 90 days	At 180 days
Employed full-time in paid, in-field positions	66.7%	88.9%
Full-time employee (30 hours or greater a week)	50.0%	72.2%
Full-time apprenticeship, internship, or contract position	16.7%	16.7%
Hired by school in-field	0%	0%
Started a new company or venture after graduation	0%	0%
Short-term contract, part-time position, or freelance	0%	0%
Employed Out-Of-Field	0%	0%
Hired by school out-of-field	0%	0%
Hired out-of-field	0%	0%
Not employed	33.3%	11.1%
Still seeking a job (in-field)	33.3%	11.1%
Not seeking a job (in-field)	0%	0%
Non-Reporting	0.0%	0.0%



LOUISVILLE, KY

Median Salary

What is the median annual base salary of graduates?

\$44,340

	At 90 days	At 180 days
Under \$40,000	33.3%	25%
\$40,000-50,000	33.3%	31.3%
\$50,000-60,000	16.7%	18.8%
\$60,000-70,000	8.3%	18.8%
\$70,000-80,000	8.3%	6.3%
Over \$80,000	0%	0%
Percentage of job obtainers who reported salaries	100%	100%



LOUISVILLE, KY

Job Titles

What were the most frequent job titles for graduates?



MINNEAPOLIS, MN

2018 Outcomes Data

Reporting Period ————— 7/1/2018 to 12/31/2018

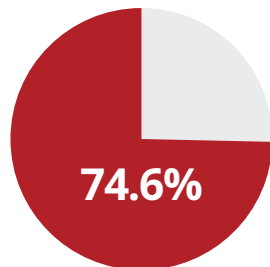
Graduates Included in Report ————— 44

Published Program Length ————— 84 days

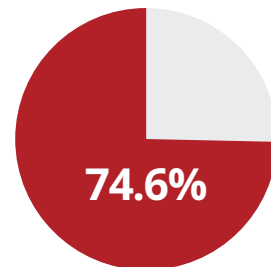
- Graduation Requirements include:**
- Consecutive completion of all published course modules
 - Adherence to the school attendance policy

What are the graduation rates?

Within **100%** of published program length (the “**on-time**” graduation rate)



Within **150%** of published program length

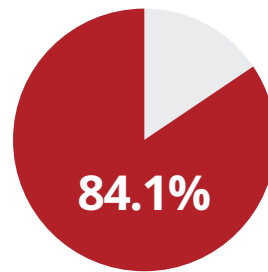


MINNEAPOLIS, MN

Employment Outcomes

What are the employment results for graduates?

Employed
**full-time in
paid, in-field
positions**
(at 180 days)



	At 90 days	At 180 days
Employed full-time in paid, in-field positions	68.2%	84.1%
Full-time employee (30 hours or greater a week)	50%	61.4%
Full-time apprenticeship, internship, or contract position	18.2%	22.7%
Hired by school in-field	0%	0%
Started a new company or venture after graduation	0%	0%
Short-term contract, part-time position, or freelance	0%	0%
Employed Out-Of-Field	0%	0%
Hired by school out-of-field	0%	0%
Hired out-of-field	0%	4.1%
Not employed	29.5%	13.6%
Still seeking a job (in-field)	25%	9.1%
Not seeking a job (in-field)	4.5%	4.5%
Non-Reporting	2.3%	2.3%



MINNEAPOLIS, MN

Median Salary

What is the median annual base salary of graduates?

\$65,000

	At 90 days	At 180 days
Under \$50,000	6.7%	17.5%
\$50,000-60,000	23.3%	25%
\$60,000-70,000	50%	37.5%
\$70,000-80,000	20%	20%
\$80,000-90,000	0%	0%
Over \$90,000	0%	0%
Percentage of job obtainers who reported salaries	100%	100%

MINNEAPOLIS, MN

Job Titles

What were the most frequent job titles for graduates?

