



SOFTWARE-GUILD

The Software Guild's

# Outcomes

SEPTEMBER 2017

The Software Guild is very proud to be one of the founding members of the Council on Integrity in Results Reporting. We want our future apprentices to have accurate data around job placement and outcomes so that they can make well-informed decisions when choosing a program. This should be the expectation from the members of the coding bootcamp industry moving forward, and we look forward to the growing membership of CIRR.

|                 | AKRON, OH | LOUISVILLE, KY | MINNEAPOLIS, MN |
|-----------------|-----------|----------------|-----------------|
| Graduation Rate | 98%       | 94%            | 96%             |
| Job Placement   | 77%       | 69%            | 83%             |
| Median Salary   | \$58,000  | \$60,000       | \$60,000        |



COUNCIL  
ON INTEGRITY  
IN RESULTS  
REPORTING

STUDENTS FIRST

# AKRON, OH

## 2016 Outcomes Data

Reporting Period ————— 7/1/2016 to 12/31/2016

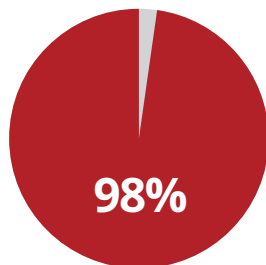
Enrolled Students ————— 43

Published Program Length ————— 88 days

- Graduation Requirements include:**
- Complete all course modules
  - Complete final project
  - Meet with career services counselor
  - Attend 2 school-sponsored career events during course

### What are the graduation rates?

Within **100%**  
of published  
program length  
(the “**on-time**”  
graduation rate)



Within **150%**  
of published  
program length

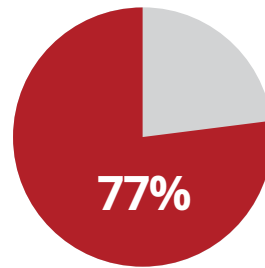


# AKRON, OH

## Employment Outcomes

What are the employment results for graduates?

Employed  
**full-time in  
paid, in-field  
positions**  
(at 180 days)



|  | At 90 days | At 180 days |
|--|------------|-------------|
| <b>Employed full-time in paid, in-field positions</b>      | <b>61%</b> | <b>77%</b>  |
| Full-time employee   | 47%        | 58%         |
| Full-time apprenticeship, internship, or contract position | 14%        | 19%         |
| Hired by school in-field                                   | 0%         | 0%          |
| <b>Employed in other positions</b>                         | <b>0%</b>  | <b>0%</b>   |
| Started a new company or venture after graduation          | 0%         | 0%          |
| Short-term contract or part-time position                  | 0%         | 0%          |
| Hired by school out of field or temporary                  | 0%         | 0%          |
| Out of field   | 0%         | 0%          |
| <b>Not employed</b>  | <b>26%</b> | <b>9%</b>   |
| Unemployed and still seeking a job                         | 26%        | 9%          |
| Unemployed and not seeking a job                           | 0%         | 0%          |
| <b>Didn't respond to employment survey</b>                 | <b>14%</b> | <b>14%</b>  |



## AKRON, OH

# Median Salary

What is the median annual base salary of graduates?

# \$58,000

|   | At 90 days | At 180 days |
|---|------------|-------------|
| Under \$60,000                                    | 79%        | 85%         |
| \$60,000-69,999                                   | 17%        | 13%         |
| \$70,000-79,999                                   | 4%         | 3%          |
| \$80,000-89,999                                   | 0%         | 0%          |
| \$90,000-99,999                                   | 0%         | 0%          |
| \$100,000-109,999                                 | 0%         | 0%          |
| \$110,000+  | 0%         | 0%          |
| Percentage of job obtainers who reported salaries | 93%        | 93%         |



# AKRON, OH

## Job Titles

What were the most frequent job titles for graduates?



## Previous Education

What percent of incoming students held a prior computer science degree?

**2.3%**

# LOUISVILLE, KY

## 2016 Outcomes Data

Reporting Period ————— 7/1/2016 to 12/31/2016

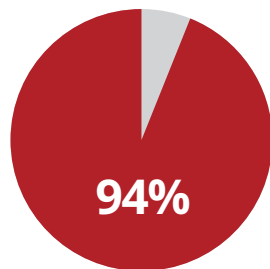
Enrolled Students ————— 16

Published Program Length ————— 88 days

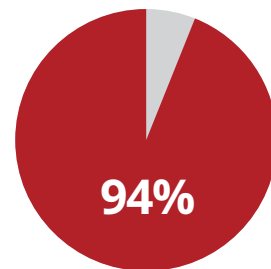
- Graduation Requirements include:**
- Complete all course modules
  - Complete final project
  - Meet with career services counselor
  - Attend 2 school-sponsored career events during course

### What are the graduation rates?

Within **100%**  
of published  
program length  
(the “**on-time**”  
graduation rate)



Within **150%**  
of published  
program length

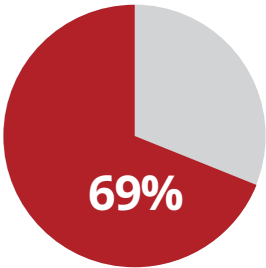


# LOUISVILLE, KY

## Employment Outcomes

What are the employment results for graduates?

Employed full-time in paid, in-field positions  
(at 180 days)



|  | At 90 days | At 180 days |
|--|------------|-------------|
| <b>Employed full-time in paid, in-field positions</b>      | <b>69%</b> | <b>69%</b>  |
| Full-time employee   | 69%        | 69%         |
| Full-time apprenticeship, internship, or contract position | 0%         | 0%          |
| Hired by school in-field                                   | 0%         | 0%          |
| <b>Employed in other positions</b>                         | <b>0%</b>  | <b>6%</b>   |
| Started a new company or venture after graduation          | 0%         | 0%          |
| Short-term contract or part-time position                  | 0%         | 0%          |
| Hired by school out of field or temporary                  | 0%         | 0%          |
| Out of field   | 0%         | 6%          |
| <b>Not employed</b>  | <b>25%</b> | <b>19%</b>  |
| Unemployed and still seeking a job                         | 25%        | 19%         |
| Unemployed and not seeking a job                           | 0%         | 0%          |
| <b>Didn't respond to employment survey</b>                 | <b>6%</b>  | <b>6%</b>   |



# LOUISVILLE, KY

## Median Salary

What is the median annual base salary of graduates?

**\$60,000**

|   | At 90 days | At 180 days |
|---|------------|-------------|
| Under \$60,000                                    | 46%        | 65%         |
| \$60,000-69,999                                   | 27%        | 18%         |
| \$70,000-79,999                                   | 18%        | 12%         |
| \$80,000-89,999                                   | 9%         | 6%          |
| \$90,000-99,999                                   | 0%         | 0%          |
| \$100,000-109,999                                 | 0%         | 0%          |
| \$110,000+  | 0%         | 0%          |
| Percentage of job obtainers who reported salaries | 100%       | 100%        |





# LOUISVILLE, KY

## Job Titles

What were the most frequent job titles for graduates?



## Previous Education

What percent of incoming students held a prior computer science degree?

**0.0%**

# MINNEAPOLIS, MN

## 2016 Outcomes Data

Reporting Period ————— 7/1/2016 to 12/31/2016

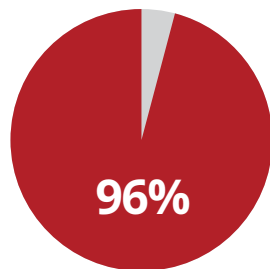
Enrolled Students ————— 23

Published Program Length ————— 88 days

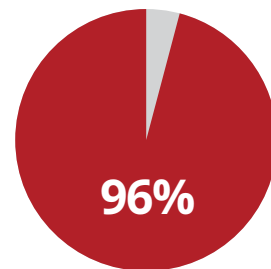
- Graduation Requirements include:**
- Complete all course modules
  - Complete final project
  - Meet with career services counselor
  - Attend 2 school-sponsored career events during course

### What are the graduation rates?

Within **100%**  
of published  
program length  
(the “**on-time**”  
graduation rate)



Within **150%**  
of published  
program length

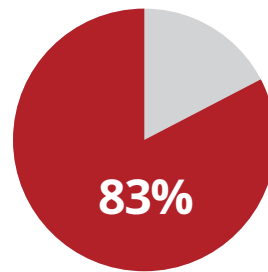


# MINNEAPOLIS, MN

## Employment Outcomes

What are the employment results for graduates?

Employed  
**full-time in  
paid, in-field  
positions**  
(at 180 days)



|  | At 90 days | At 180 days |
|--|------------|-------------|
| <b>Employed full-time in paid, in-field positions</b>      | <b>78%</b> | <b>83%</b>  |
| Full-time employee   | 57%        | 61%         |
| Full-time apprenticeship, internship, or contract position | 22%        | 22%         |
| Hired by school in-field                                   | 0%         | 0%          |
| <b>Employed in other positions</b>                         | <b>0%</b>  | <b>6%</b>   |
| Started a new company or venture after graduation          | 0%         | 0%          |
| Short-term contract or part-time position                  | 0%         | 0%          |
| Hired by school out of field or temporary                  | 0%         | 0%          |
| Out of field   | 0%         | 6%          |
| <b>Not employed</b>  | <b>17%</b> | <b>13%</b>  |
| Unemployed and still seeking a job                         | 17%        | 13%         |
| Unemployed and not seeking a job                           | 0%         | 0%          |
| <b>Didn't respond to employment survey</b>                 | <b>4%</b>  | <b>4%</b>   |



# MINNEAPOLIS, MN

## Median Salary

What is the median annual base salary of graduates?

**\$60,000**

|   | At 90 days | At 180 days |
|---|------------|-------------|
| Under \$60,000                                    | 22%        | 42%         |
| \$60,000-69,999                                   | 78%        | 58%         |
| \$70,000-79,999                                   | 0%         | 0%          |
| \$80,000-89,999                                   | 0%         | 0%          |
| \$90,000-99,999                                   | 0%         | 0%          |
| \$100,000-109,999                                 | 0%         | 0%          |
| \$110,000+  | 0%         | 0%          |
| Percentage of job obtainers who reported salaries | 100%       | 100%        |



# MINNEAPOLIS, MN

## Job Titles

What were the most frequent job titles for graduates?



## Previous Education

What percent of incoming students held a prior computer science degree?

**4.2%**