



SOFTWARE-GUILD

The Software Guild's

Outcomes

SEPTEMBER 2018

The Software Guild is proud to be a founding member of the Council on Integrity in Results Reporting. We want our future apprentices to have accurate data around job placement and outcomes so that they can make well-informed decisions when choosing a program. This should be the expectation from the members of the coding bootcamp industry moving forward, and we look forward to the growing membership of CIRR.

	LOUISVILLE, KY	MINNEAPOLIS, MN
Graduation Rate	60%	53%
Job Placement	92.6%	91.8%
Median Salary	\$47,500	\$58,000



COUNCIL
ON INTEGRITY
IN RESULTS
REPORTING

STUDENTS FIRST

LOUISVILLE, KY

2017 Outcomes Data

Reporting Period 7/1/2017 to 12/31/2017

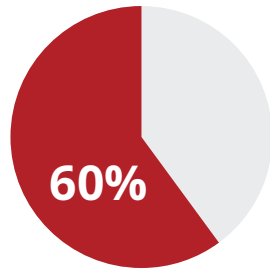
Enrolled Students 26

Published Program Length 88 days

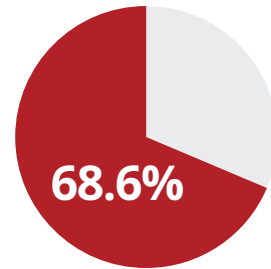
- Graduation Requirements include:**
- Complete all course modules
 - Complete mastery and capstone projects
 - Meet with Employer Network Manager

What are the graduation rates?

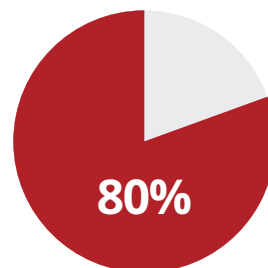
Within **100%**
of published
program length
(the “**on-time**”
graduation rate)



Within **150%**
of published
program length*



Within **150%+**
of published
program length*



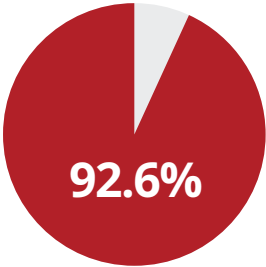
*Students who need to retake a module/section to satisfy the completion requirement or require additional time to complete their capstone project would not count as an on-time graduate.

LOUISVILLE, KY

Employment Outcomes

What are the employment results for graduates?

Employed
full-time in
paid, in-field
positions
(at 180 days)



	At 90 days	At 180 days
Employed full-time in paid, in-field positions	81.5%	92.6%
Full-time employee	63.0%	70.4%
Full-time apprenticeship, internship, or contract position	18.5%	22.2%
Hired by school in-field	0%	0%
Employed in other positions	0%	0%
Started a new company or venture after graduation	0%	0%
Short-term contract or part-time position	0%	0%
Hired by school out of field or temporary	0%	0%
Out of field	0%	0%
Not employed	14.8%	3.7%
Unemployed and still seeking a job	14.8%	3.7%
Unemployed and not seeking a job	0%	0%
Didn't respond to employment survey	3.7%	3.7%



LOUISVILLE, KY

Median Salary

What is the median annual base salary of graduates?

\$47,500


	At 90 days	At 180 days
Under \$40,000	27.3%	34.6%
\$40,000-50,000	18.2%	15.4%
\$50,000-60,000	50.0%	42.3%
\$60,000-70,000	4.5%	7.7%
\$70,000-80,000	0%	0%
\$80,000+	0%	0%
Percentage of job obtainers who reported salaries	100%	100%



LOUISVILLE, KY

Job Titles

What were the most frequent job titles for graduates?



Previous Education

What percent of incoming students held a prior computer science degree?

2.9%

MINNEAPOLIS, MN

2017 Outcomes Data

Reporting Period 7/1/2017 to 12/31/2017

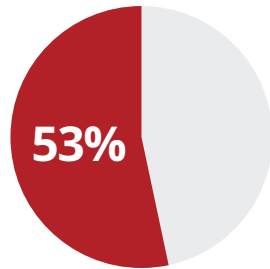
Enrolled Students 48

Published Program Length 88 days

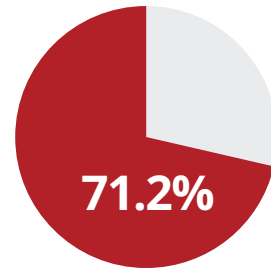
- Graduation Requirements include:
- Complete all course modules
 - Complete mastery and capstone projects
 - Meet with Employer Network Manager

What are the graduation rates?

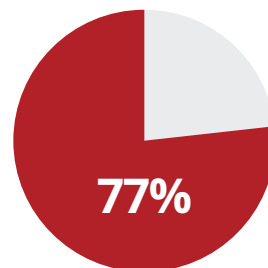
Within **100%**
of published
program length
(the “**on-time**”
graduation rate)



Within **150%**
of published
program length*



Within **150%+**
of published
program length*



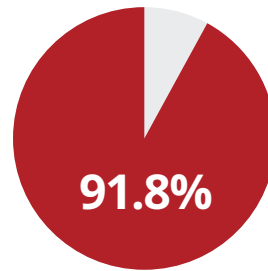
*Students who need to retake a module/section to satisfy the completion requirement or require additional time to complete their capstone project would not count as an on-time graduate.

MINNEAPOLIS, MN

Employment Outcomes

What are the employment results for graduates?

Employed
full-time in
paid, in-field
positions
(at 180 days)



	At 90 days	At 180 days
Employed full-time in paid, in-field positions	71.4%	91.8%
Full-time employee	63.3%	79.6%
Full-time apprenticeship, internship, or contract position	8.2%	12.2%
Hired by school in-field	0%	0%
Employed in other positions	0%	0%
Started a new company or venture after graduation	0%	0%
Short-term contract or part-time position	0%	0%
Hired by school out of field or temporary	0%	0%
Out of field	0%	0%
Not employed	28.6%	8.2%
Unemployed and still seeking a job	26.5%	6.1%
Unemployed and not seeking a job	2.0%	2.0%
Didn't respond to employment survey	0%	0%



MINNEAPOLIS, MN

Median Salary

What is the median annual base salary of graduates?


\$58,000

	At 90 days	At 180 days
Under \$50,000	8.6%	10.9%
\$50,000-60,000	34.3%	32.6%
\$60,000-70,000	42.9%	43.5%
\$70,000-80,000	5.7%	6.5%
\$80,000-90,000	0%	0%
\$90,000+	8.6%	6.5%
Percentage of job obtainers who reported salaries	100%	93.9%

MINNEAPOLIS, MN

Job Titles

What were the most frequent job titles for graduates?



Previous Education

What percent of incoming students held a prior computer science degree?

7.5%