



SOFTWARE-GUILD

# The Software Guild's Outcomes

**MARCH 2019**

The Software Guild is proud to be a founding member of the Council on Integrity in Results Reporting. We want our future apprentices to have accurate data around job placement and outcomes so that they can make well-informed decisions when choosing a program. This should be the expectation from the members of the coding bootcamp industry moving forward, and we look forward to the growing membership of CIRR.

	<b>LOUISVILLE, KY</b>	<b>MINNEAPOLIS, MN</b>
Graduation Rate	<b>40%</b>	<b>40.5%</b>
Job Placement	<b>80.0%</b>	<b>87.6%</b>
Median Salary	<b>\$57,508</b>	<b>\$60,000</b>



**COUNCIL  
ON INTEGRITY  
IN RESULTS  
REPORTING**

STUDENTS FIRST

# LOUISVILLE, KY

## 2018 Outcomes Data

Reporting Period 1/1/2018 to 6/30/2018

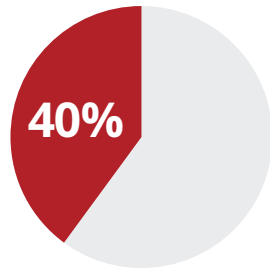
Enrolled Students 10

Published Program Length 81 days

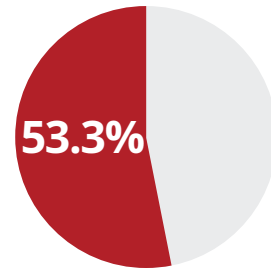
- Graduation Requirements include:**
- Complete all course modules
  - Complete mastery and capstone projects
  - Meet with Employer Network Manager

### What are the graduation rates?

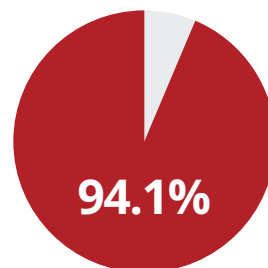
Within **100%**  
of published  
program length  
(the “**on-time**”  
graduation rate)



Within **150%**  
of published  
program length\*



Within **150%+**  
of published  
program length\*



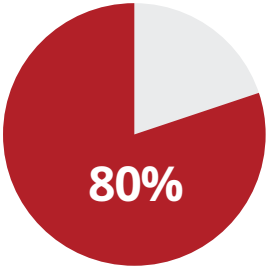
\*Students who need to retake a module/section to satisfy the completion requirement or require additional time to complete their capstone project would not count as an on-time graduate.

# LOUISVILLE, KY

## Employment Outcomes

What are the employment results for graduates?

Employed  
**full-time in  
paid, in-field  
positions**  
(at 180 days)



	At 90 days	At 180 days
<b>Employed full-time in paid, in-field positions</b>	<b>50.0%</b>	<b>80.0%</b>
Full-time employee (30 hours or greater a week)	40.0%	70.0%
Full-time apprenticeship, internship, or contract position	10.0%	10.0%
Hired by school in-field	0%	0%
Started a new company or venture after graduation	0%	0%
Short-term contract, part-time position, or freelance	0%	0%
<b>Employed Out-Of-Field</b>	<b>0%</b>	<b>0%</b>
Hired by school out-of-field	0%	0%
Hired out-of-field	0%	0%
<b>Not employed</b>	<b>40.0%</b>	<b>10.0%</b>
Still seeking a job (in-field)	40.0%	10.0%
Not seeking a job (in-field)	0%	0%
<b>Didn't respond to employment survey</b>	<b>10.0%</b>	<b>10.0%</b>



# LOUISVILLE, KY

## Median Salary

What is the median annual base salary of graduates?

**\$57,508**

	At 90 days	At 180 days
Under \$60,000	33.3%	50.0%
\$60,000-73,750	50.0%	41.7%
\$73,750-87,500	16.7%	8.3%
\$87,500-101,250	0%	0%
\$101,250-115,000	0%	0%
\$115,000+	0%	0%
Percentage of job obtainers who reported salaries	100%	100%



# LOUISVILLE, KY

## Job Titles

What were the most frequent job titles for graduates?



## Previous Education

What percent of incoming students held a prior computer science degree?

**0.0%**

# MINNEAPOLIS, MN

## 2018 Outcomes Data

Reporting Period 1/1/2018 to 6/30/2018

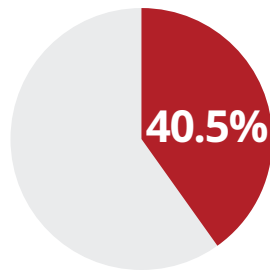
Enrolled Students 24

Published Program Length 81 days

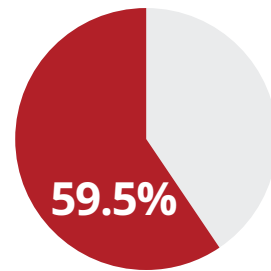
- Graduation Requirements include:**
- Complete all course modules
  - Complete mastery and capstone projects
  - Meet with Employer Network Manager

### What are the graduation rates?

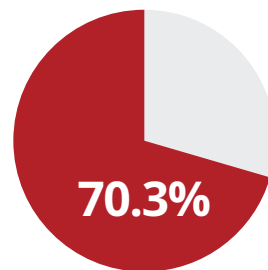
Within **100%**  
of published  
program length  
(the “**on-time**”  
graduation rate)



Within **150%**  
of published  
program length\*



Within **150%+**  
of published  
program length\*



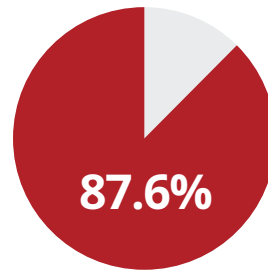
*\*Students who need to retake a module/section to satisfy the completion requirement or require additional time to complete their capstone project would not count as an on-time graduate.*

# MINNEAPOLIS, MN

## Employment Outcomes

What are the employment results for graduates?

Employed  
**full-time in  
paid, in-field  
positions**  
(at 180 days)



	At 90 days	At 180 days
<b>Employed full-time in paid, in-field positions</b>	<b>79.2%</b>	<b>87.6%</b>
Full-time employee (30 hours or greater a week)	70.8%	79.2%
Full-time apprenticeship, internship, or contract position	0%	0%
Hired by school in-field	0%	0%
Started a new company or venture after graduation	4.2%	4.2%
Short-term contract, part-time position, or freelance	4.2%	4.2%
<b>Employed Out-Of-Field</b>	<b>0%</b>	<b>4.1%</b>
Hired by school out-of-field	0%	0%
Hired out-of-field	0%	4.1%
<b>Not employed</b>	<b>20.8%</b>	<b>8.3%</b>
Still seeking a job (in-field)	20.8%	8.3%
Not seeking a job (in-field)	0%	0%
<b>Didn't respond to employment survey</b>	<b>10.0%</b>	<b>10.0%</b>



# MINNEAPOLIS, MN

## Median Salary

What is the median annual base salary of graduates?

**\$60,000**

	At 90 days	At 180 days
Under \$40,000	22.2%	19.0%
\$40,000-53,750	5.6%	9.5%
\$53,750-67,500	50.0%	42.9%
\$67,500-81,250	22.2%	28.6%
\$81,250-95,000	0%	0%
\$95,000+	0%	0%
Percentage of job obtainers who reported salaries	100%	100%



# MINNEAPOLIS, MN

## Job Titles

What were the most frequent job titles for graduates?



## Previous Education

What percent of incoming students held a prior computer science degree?

**5.4%**