



SOFTWARE-GUILD

The Software Guild's

Outcomes

MARCH 2019

The Software Guild is proud to be a founding member of the Council on Integrity in Results Reporting. We want our future apprentices to have accurate data around job placement and outcomes so that they can make well-informed decisions when choosing a program. This should be the expectation from the members of the coding bootcamp industry moving forward, and we look forward to the growing membership of CIRR.

	LOUISVILLE, KY	MINNEAPOLIS, MN
Graduation Rate <small>(within 100% published program length)</small>	40%	40.5%
Graduation Rate <small>(within 150% of published program length)</small>	53.3%	59.5%
Graduation Rate <small>(within 150%+ of published program length)</small>	94.1%	70.3%
Job Placement	80.0%	87.6%
Median Salary	\$57,508	\$60,000



LOUISVILLE, KY

2018 Outcomes Data

Reporting Period 1/1/2018 to 6/30/2018

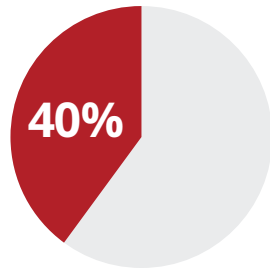
Enrolled Students 10

Published Program Length 81 days

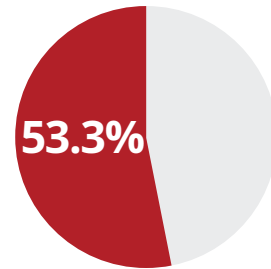
- Graduation Requirements include:
- Complete all course modules
 - Complete mastery and capstone projects
 - Meet with Employer Network Manager

What are the graduation rates?

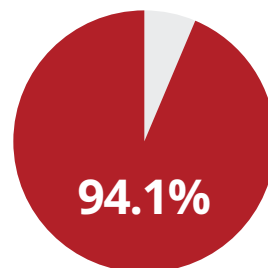
Within **100%**
of published
program length
(the “**on-time**”
graduation rate)



Within **150%**
of published
program length*



Within **150%+**
of published
program length*



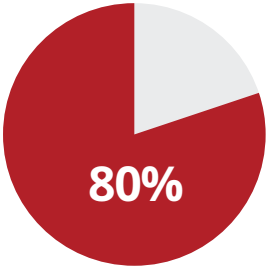
*Students who need to retake a module/section to satisfy the completion requirement or require additional time to complete their capstone project would not count as an on-time graduate.

LOUISVILLE, KY

Employment Outcomes

What are the employment results for graduates?

Employed
**full-time in
paid, in-field
positions**
(at 180 days)



	At 90 days	At 180 days
Employed full-time in paid, in-field positions	50.0%	80.0%
Full-time employee (30 hours or greater a week)	40.0%	70.0%
Full-time apprenticeship, internship, or contract position	10.0%	10.0%
Hired by school in-field	0%	0%
Started a new company or venture after graduation	0%	0%
Short-term contract, part-time position, or freelance	0%	0%
Employed Out-Of-Field	0%	0%
Hired by school out-of-field	0%	0%
Hired out-of-field	0%	0%
Not employed	40.0%	10.0%
Still seeking a job (in-field)	40.0%	10.0%
Not seeking a job (in-field)	0%	0%
Didn't respond to employment survey	10.0%	10.0%



LOUISVILLE, KY

Median Salary

What is the median annual base salary of graduates?

\$57,508

	At 90 days	At 180 days
Under \$40,000	20%	10%
\$40,000-50,000	0%	10%
\$50,000-60,000	20%	40%
\$60,000-70,000	60%	40%
\$70,000-80,000	0%	0%
\$80,000+	0%	0%
Percentage of job obtainers who reported salaries	100%	100%

LOUISVILLE, KY

Job Titles

What were the most frequent job titles for graduates?



Previous Education

What percent of incoming students held a prior computer science degree?

0.0%

MINNEAPOLIS, MN

2018 Outcomes Data

Reporting Period 1/1/2018 to 6/30/2018

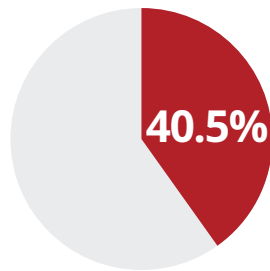
Enrolled Students 24

Published Program Length 81 days

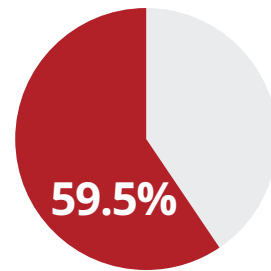
- Graduation Requirements include:**
- Complete all course modules
 - Complete mastery and capstone projects
 - Meet with Employer Network Manager

What are the graduation rates?

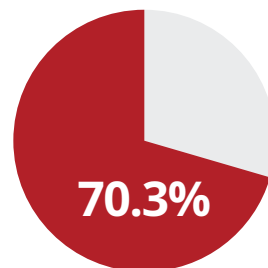
Within **100%**
of published
program length
(the “**on-time**”
graduation rate)



Within **150%**
of published
program length*



Within **150%+**
of published
program length*



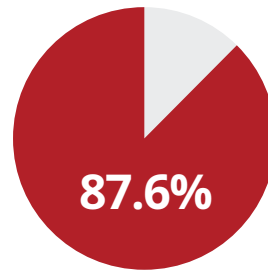
**Students who need to retake a module/section to satisfy the completion requirement or require additional time to complete their capstone project would not count as an on-time graduate.*

MINNEAPOLIS, MN

Employment Outcomes

What are the employment results for graduates?

Employed
**full-time in
paid, in-field
positions**
(at 180 days)



	At 90 days	At 180 days
Employed full-time in paid, in-field positions	79.2%	87.6%
Full-time employee (30 hours or greater a week)	70.8%	79.2%
Full-time apprenticeship, internship, or contract position	0%	0%
Hired by school in-field	0%	0%
Started a new company or venture after graduation	4.2%	4.2%
Short-term contract, part-time position, or freelance	4.2%	4.2%
Employed Out-Of-Field	0%	4.1%
Hired by school out-of-field	0%	0%
Hired out-of-field	0%	4.1%
Not employed	20.8%	8.3%
Still seeking a job (in-field)	20.8%	8.3%
Not seeking a job (in-field)	0%	0%
Didn't respond to employment survey	10.0%	10.0%



MINNEAPOLIS, MN

Median Salary

What is the median annual base salary of graduates?


\$60,000

	At 90 days	At 180 days
Under \$40,000	26.7%	25%
\$40,000-50,000	6.7%	12.5%
\$50,000-60,000	26.7%	25%
\$60,000-70,000	40%	37.5%
\$70,000-80,000	0%	0%
\$80,000+	0%	0%
Percentage of job obtainers who reported salaries	100%	100%

MINNEAPOLIS, MN

Job Titles

What were the most frequent job titles for graduates?



Previous Education

What percent of incoming students held a prior computer science degree?

5.4%