



SOFTWARE-GUILD

The Software Guild's

Outcomes

MARCH 2020

The Software Guild is proud to be a founding member of the Council on Integrity in Results Reporting. We want our future apprentices to have accurate data around job placement and outcomes so that they can make well-informed decisions when choosing a program. This should be the expectation from the members of the coding bootcamp industry moving forward, and we look forward to the growing membership of CIRR.

	LOUISVILLE, KY	MINNEAPOLIS, MN
Graduation Rate	62.5%	32.6%
Job Placement	63.6%	62.5%
Median Salary	\$50,000	\$60,000



**COUNCIL
ON INTEGRITY
IN RESULTS
REPORTING**
STUDENTS FIRST

LOUISVILLE, KY

2019 Outcomes Data

Reporting Period ————— 1/1/2019 to 6/30/2019

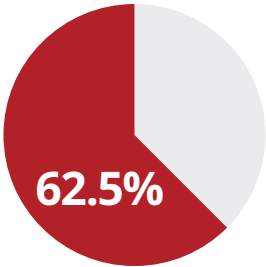
Graduates Included in Report ————— 11

Published Program Length ————— 84 days

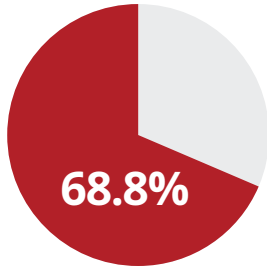
- Graduation Requirements include:**
- Complete all course modules
 - Complete mastery and capstone projects
 - Meet with Employer Network Manager

What are the graduation rates?

Within **100%** of published program length (the “**on-time**” graduation rate)



Within **150%** of published program length

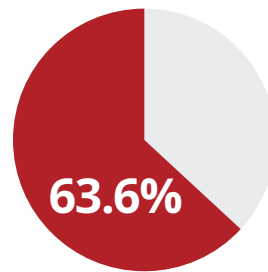


LOUISVILLE, KY

Employment Outcomes

What are the employment results for graduates?

Employed
**full-time in
paid, in-field
positions**
(at 180 days)



	At 90 days	At 180 days
Employed in-field	54.5%	63.6%
Full-time employee (30+ hours/week, 6+ months)	54.5%	63.6%
Full-time apprenticeship, internship, or contract position (30+ hours/week, 3-6 months)	0%	0%
Short-term contract, part-time position, freelance, or unknown length	0%	0%
Short-term contract, part-time position, freelance, or unknown length	0%	0%
Not seeking in-field employment	0%	0%
Employed out-of-field	0%	0%
Continuing to higher education	0%	0%
Not seeking a job for health, family, or personal reasons	0%	0%
Not employed	27.3%	18.2%
Still seeking a job (in-field)	27.3%	18.2%
Not seeking a job (in-field)	0%	0%
Non-Reporting	18.2%	18.2%



LOUISVILLE, KY

Median Salary

What is the median annual base salary of graduates?

\$50,000

	At 90 days	At 180 days
Under \$50,000	16.7%	14.3%
\$50,000-60,000	33.3%	28.6%
\$60,000-70,000	50.0%	42.9%
\$70,000-80,000	0%	0%
\$80,000-90,000	0%	0%
Over \$90,000	0%	14.3%
Percentage of job obtainers who reported salaries	100%	100%



LOUISVILLE, KY

Job Titles

What were the most frequent job titles for graduates?

Developer	57.1%
Software Engineer	28.6%
Software Developer	14.3%

2019 Outcomes Data

Reporting Period ————— 1/1/2019 to 6/30/2019

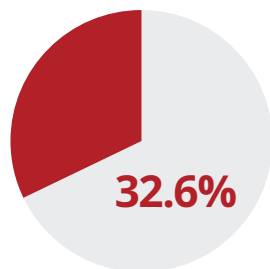
Graduates Included in Report ————— 24

Published Program Length ————— 84 days

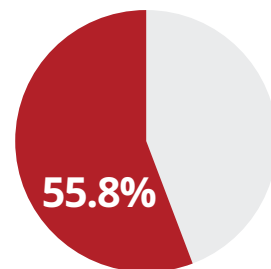
- Graduation Requirements include:
- Complete all course modules
 - Complete mastery and capstone projects
 - Meet with Employer Network Manager

What are the graduation rates?

Within **100%**
of published
program length
(the “**on-time**”
graduation rate)



Within **150%**
of published
program length

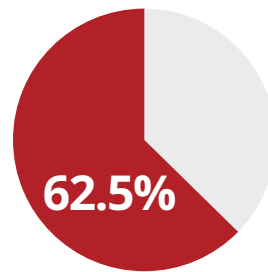


MINNEAPOLIS, MN

Employment Outcomes

What are the employment results for graduates?

Employed
**full-time in
paid, in-field
positions**
(at 180 days)



	At 90 days	At 180 days
Employed in-field	45.8%	62.5%
Full-time employee (30+ hours/week, 6+ months)	45.8%	62.5%
Full-time apprenticeship, internship, or contract position (30+ hours/week, 3-6 months)	0%	0%
Short-term contract, part-time position, freelance, or unknown length	0%	0%
Short-term contract, part-time position, freelance, or unknown length	0%	0%
Not seeking in-field employment	12.5%	12.5%
Employed out-of-field	0%	0%
Continuing to higher education	8.3%	8.3%
Not seeking a job for health, family, or personal reasons	4.2%	4.2%
Not employed	33.3%	16.7%
Still seeking a job (in-field)	33.3%	16.7%
Not seeking a job (in-field)	0%	0%
Non-Reporting	8.3%	8.3%



MINNEAPOLIS, MN

Median Salary

What is the median annual base salary of graduates?

\$60,000

	At 90 days	At 180 days
Under \$50,000	0%	0%
\$50,000-60,000	27.3%	33.3%
\$60,000-70,000	54.5%	46.7%
\$70,000-80,000	18.2%	20%
\$80,000-90,000	0%	0%
Over \$90,000	0%	0%
Percentage of job obtainers who reported salaries	100%	100%



MINNEAPOLIS, MN

Job Titles

What were the most frequent job titles for graduates?

