




# The Software Guild's Outcomes

The Software Guild is very proud to be one of the founding members of the Council on Integrity in Results Reporting. We want our future apprentices to have accurate data around job placement and outcomes so that they can make well-informed decisions when choosing a program. This should be the expectation from the members of the coding bootcamp industry moving forward, and we look forward to the growing membership of CIRR.





## 2016 OUTCOMES DATA

**Reporting Period** ————— 1/1/2016 to 6/30/2016

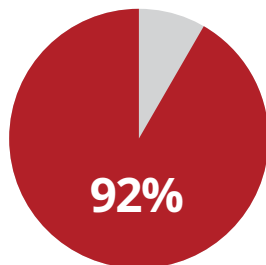
**Number of enrolled students covered in this report** — 85

**Published Program Length** ————— 84 days

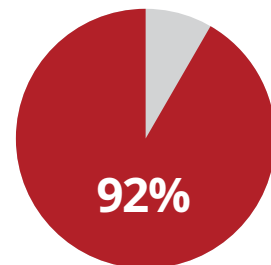
- Graduation Requirements include:**
- Complete all course modules
  - Complete final project
  - Meet with career services counselor
  - Attend 2 school-sponsored career events during course


### What are the graduation rates?

Within **100%**  
of published  
program length  
(the “**on-time**”  
graduation rate)



Within **150%**  
of published  
program length

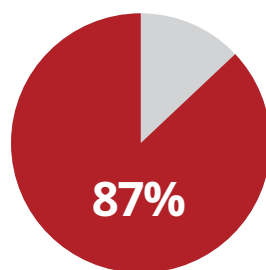





# EMPLOYMENT OUTCOMES

What are the employment results for graduates?

Employed  
**full-time** in  
**paid, in-field**  
positions  
(at 180 days)



	At 90 days	At 180 days
<b>Employed full-time in paid, in-field positions</b>	<b>82%</b>	<b>87%</b>
Full-time employee	82%	87%
Full-time apprenticeship, internship, or contract position	0%	0%
Hired by school in-field	0%	0%
<b>Employed in other positions</b>	<b>1%</b>	<b>3%</b>
Started a new company or venture after graduation	1%	1%
Short-term contract or part-time position	0%	1%
Hired by school out of field or temporary	0%	0%
Out of field	0%	0%
<b>Not employed</b>	<b>17%</b>	<b>10%</b>
Unemployed and still seeking a job	15%	9%
Unemployed and not seeking a job	1%	1%
<b>Didn't respond to employment survey</b>	<b>0%</b>	<b>0%</b>




# MEDIAN SALARY

What is the median annual base salary of graduates?

**\$53,273**

	At 90 days	At 180 days
Under \$60,000	77%	76%
\$60,000-69,999	17%	18%
\$70,000-79,999	6%	6%
\$80,000-89,999	0%	0%
\$90,000-99,999	0%	0%
\$100,000-109,999	0%	0%
\$110,000+	0%	0%
Percentage of job obtainers who reported salaries	80%	80%



# JOB TITLES

What were the most frequent job titles for graduates?

